

Load and Unload on the Left, Right, and Front without Changing the Truck Direction.

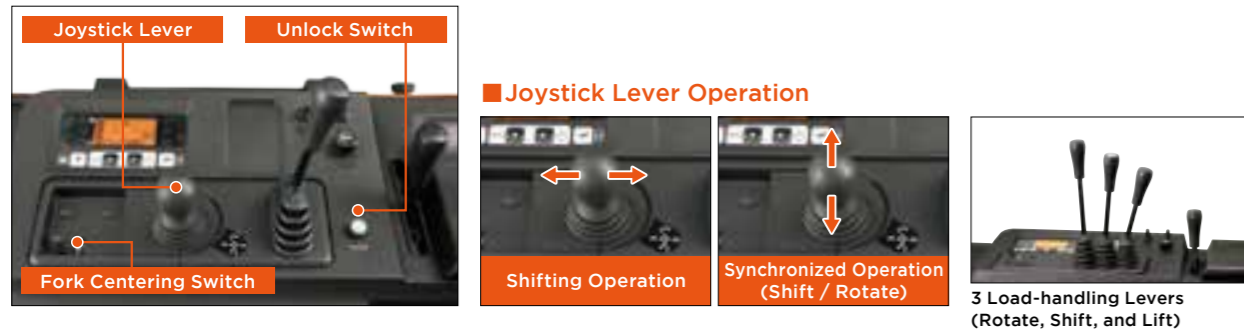
Shift / Rotate

By shifting the forks to the left and right and rotating them, load-handling operations for racks on each left and right side can be accomplished without change the truck direction.



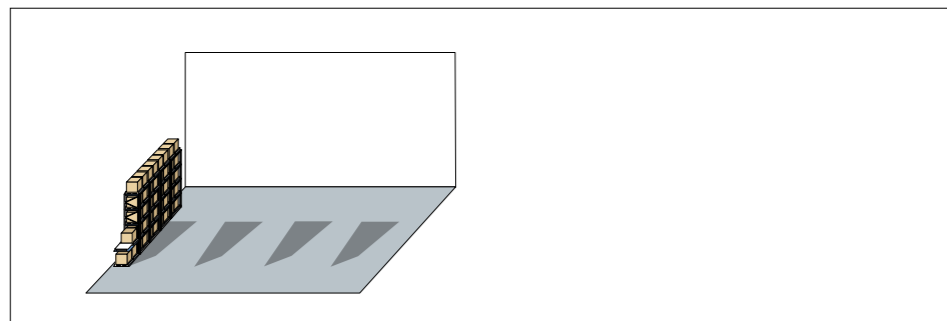
Joystick Lever

Shifting and rotating operations can be accomplished using a single lever. Synchronized operation can also be performed with a single action. The separate levers (3 load-handling levers) are also available as option.



Dramatically Increase Storage Capacity by Narrowing Aisle Width and Utilizing High Height Space.

┌



One Solution for Creating Even More Storage Space.



Long Operating Time & Long Battery Life

Long Operating Time

Features such as highly-efficient new AC motors and motor drivers, and newly adopted load handling regenerative system, achieve long operating time.

1.0t | operating time **9h 20min** 48V 280AH/5h

1.5t | operating time **8h 40min** 48V 320AH/5h

Note: Continuous operating time based on Toyota operating cycle at S mode. Operating time may vary according to customer usage conditions.

Load-handling Regenerative System

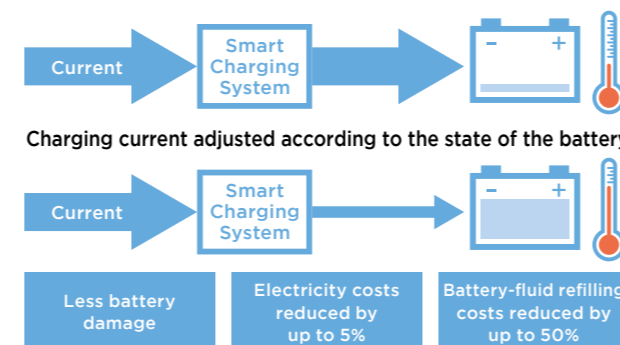
Energy during lift descent generates electrical power. Regeneration also occurs during braking and switchback and when the accelerator is released, thereby achieving longer operating time.

Energy generated during lift descent is returned to the battery.



Smart Charging System

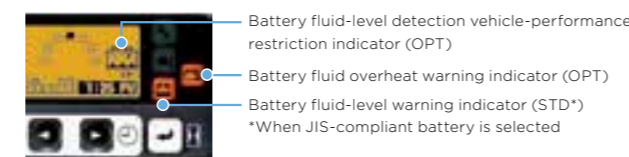
*Only for on-truck charger
The motors and motor drivers are used to control the charging current according to the battery condition (voltage, fluid temperature, and deterioration state). This lessens battery damage and contributes less battery fluid reduction.



Note: May vary according to customer usage conditions.

Battery Protecting Function

When the battery fluid level is low or the fluid temperature is high, this informs the operator by an indicator and audible warning, and also restricts travel performance. This helps prevent degradation of the battery and ensure a long life for the battery.



Easy Operation

Operator's Compartment



- 1 Back support with integrated assist grip
- 2 Assist grip
- 3 Pencil holder
- 4 Cup holder
- 5 Spacious flat top panel
- 6 Small-diameter steering wheel

Panoramic Mirror

The curved-surface mirror provides broad view of operator's back side.



Fork View Camera

The fork tips are displayed on a monitor for easy fork insertion even at high lift height. Cross lines displayed on the monitor indicate the center of forks.



Laser Marker (Cross Type)

Cross lines mark the center of forks, supporting smooth pallet handling.



Height Selector II

This feature automatically stops the forks at preset positions. It makes operations simple and easy. The lift height can be set at 18 different positions matched to your worksite.



Easy Entry and Exit

The left and right assist grips and low floor height make getting on and off more smooth.

Floor Height

0.7ton	250mm
1 ton series	315mm

Floor height (0.7 ton): 250mm



Safety

Rear-positioned Headguard Pillar

The headguard pillar located at the rear ensures outstanding forward visibility. This design also contributes to support and protect operator's back.



Shockless Landing

The speed of fork lowering automatically slows down just before contacting the ground, contributing to reduce the noise.



Automatic Turn-speed Control

Turn speed is controlled according to the turning radius, providing stable turning matched to the state of operation.

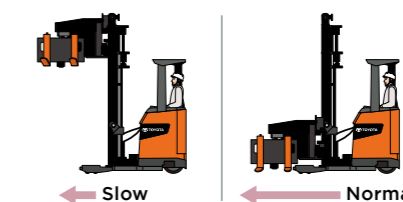


Vehicle speed adjusted according to turning radius

Automatic Vehicle-speed Control

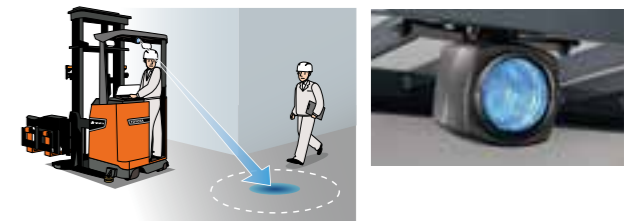
Vehicle speed as well as acceleration and deceleration are controlled according to lift height, achieving both stable travel and good productivity.

Automatically slowed




LED Blue Light

A blue spot light appears on the ground to inform pedestrians of the forklift's presence, and helps prevent accidents.



Anti-rollback

When the acceleration lever is released on a grade, the forklift stops for a while and then descends at a constant speed. This helps to ensure smooth operation on slopes.



Load Weight Indicator

When lifting operation is stopped, the load weight is shown on the display. This helps to prevent overload.



Note: This cannot be used for commercial transactions.

Maintenance

Battery Connector Handle with Long Grip

*Only for on-truck charger
The charger plug with long grip and the angled charging port support easy connection.



Management

Battery Data Logging

*Only with battery protecting function and JIS-compliant battery
This provides the useful data such as battery charge status for improving battery maintenance and charging operations. Data can be output via QR code.

Telematics | Site

The state of trucks operation, battery status, trucks collision information, and other data can be viewed on a computer or tablet. This can be used for improvements of worksite such as safety management, enhancement of productivity, and cost reductions.