

8FB SERIES

1.0ton / 1.35ton / 1.5ton / 1.75ton / 2.0ton / 2.5ton / 3.0ton / 3.5ton



Features and equipment may vary depending on region.

SAS&OPS plus

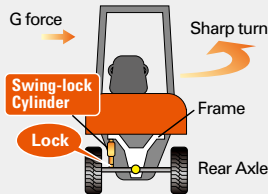


Solid Stability For Travel & Load Handling
OPT Active Control Rear Stabilizer*



An onboard computer monitors the movement of the forklift and locks the swing of the rear axle when necessary, such as during turns.

* Not available when equipped with optional dual tires.



Helping to Prevent Load Spills

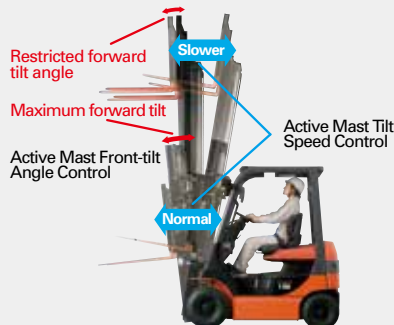
OPT Active Mast Function Controller

Active Mast Front-tilt Angle Control

The angle of forward mast tilt is automatically controlled to match the lift height and load weight, helping to prevent load spills or tip-over.

Active Mast Tilt Speed Control

Helps to prevent load spills by automatically controlling mast tilt speed at high mast height.



Smooth and Stable Traveling Operations

NEW Automatic turn-speed control

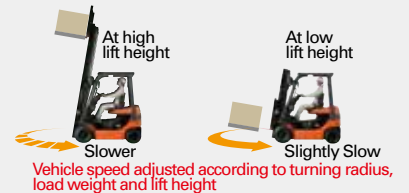
OPT This controls turn speed according to the lift height, load weight, and turning radius, providing stable turning matched to the state of operation.

Turning Without Load

Turning radius (small) Turning radius (large)



Turning With Load

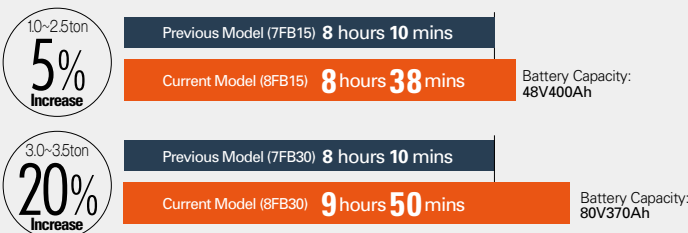


The system uses a switch sensor built into the operator's seat to detect the presence of the operator. If the operator is not in the proper operating position, travel power is interrupted and load-handling operations are stopped.
 Note: OPS does not operate the brakes. Always set the parking brake before leaving the forklift.

Longer Operating Hours

Longer Operating Time

Newly developed motors and motor-drivers minimize the energy loss, and minimized heat generation greatly reduces energy consumption, achieving longer operating time.



Comparison of operating times based on Toyota operating cycle with same battery capacity. Assuming that the forklift is actually operated in 55% of total working hours (100% discharge).

Water Resistance

NEW High Water Resistance (IPX4)

Through its structure and the layout of motors and controllers, the new 8FB series achieved high water resistance, equivalent to IPX4. This enables 8FB series to be used at a wide range of worksites.



Operability

NEW LED Headlights

OPT The LED lights offer long life and low energy consumption. It is suitable for operations on bumpy surfaces, contributing to reduce maintenance cost.

LED Headlights



LED Rear Combination Lights

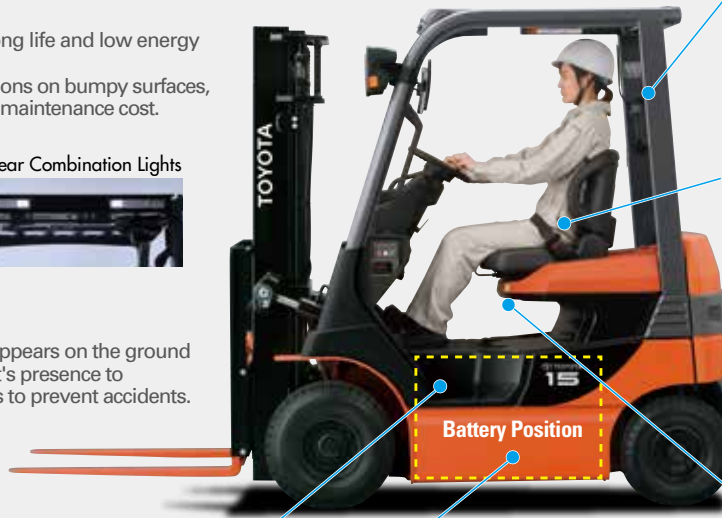


NEW LED Blue Light

OPT A blue beam of light appears on the ground to inform of the forklift's presence to pedestrians, and helps to prevent accidents.



Blue Light Brightly Reflected on the Ground



OPT Rear-Pillar Assist Grip

This assist grip with horn button enables operators to keep comfortable postures while traveling backwards.



NEW Orange Seat Belt

OPT

The color of the seat belt will be orange, making it easier to confirm if the seat belt is securely fastened.



NEW Seat Belt Interlock System*

OPT

Travel power will be interrupted and load-handling operations will be stopped if the seat belt is not securely fastened after the operator is properly seated.

*When this option is selected, the color of the seatbelt will be orange.

Low and Wide Step

Outstanding Stability

Powerful yet compact AC motors allow the battery to be placed under the toeboard, realising the outstanding stability.

Roomy Leg Space

Designed to provide plenty of space to reduce fatigue and enhance the operator's comfort.

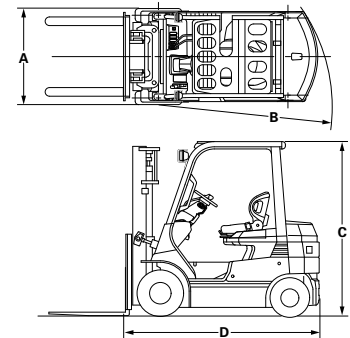
Features and equipment may vary depending on region.

MAIN SPECIFICATIONS

Model		8FB10 [8FBH10]	8FB14 [8FBH14]	8FB15 [8FBH15]	40-8FB15	8FB18 [8FBH18]	8FB20 [8FBH20]	40-8FB20
Load Capacity	kg	1,000	1,350	1,500	1,500	1,750	2,000	2,000
Load Center	mm	500	500	500	500	500	500	500
Overall Width	A mm	1,060	1,060	1,115	1,160	1,115	1,160	1,230
Turning Radius (Outside)	B mm	1,750	1,760	1,770	1,980	1,780	1,980	2,145
Overhead Guard Height	C mm	2,025 [2,105]	2,025 [2,105]	2,025 [2,105]	2,105	2,025 [2,105]	2,025 [2,105]	2,160
Length to Fork Face	D mm	2,075	2,080	2,080	2,215	2,115	2,240	2,405

Model		8FB25 [8FBH25]	40-8FB25	8FB30 [8FBH30]	8FBJ35 [8FBHJ35]
Load Capacity	kg	2,500	2,500	3,000	3,500
Load Center	mm	500	500	500	500
Overall Width	A mm	1,160	1,230	1,240	1,240
Turning Radius (Outside)	B mm	2,000	2,170	2,210 [2,355]	2,270 [2,365]
Overhead Guard Height	C mm	2,025 [2,105]	2,160	2,195 [2,245*]	2,195 [2,245*]
Length to Fork Face	D mm	2,290	2,435	2,490 [2,635]	2,575 [2,660]

*Equipped with Resin roof



BATTERY AND MOTOR SPECIFICATIONS

Model		8FB10 8FB14	8FB15 8FB18	8FBH10 8FBH14 8FBH15 8FBH18	40-8FB15	8FB20	8FB25	8FBH20 8FBH25	40-8FB20 40-8FB25	8FB30 8FBJ35	8FBH30 8FBHJ35	
Voltage/Capacity (5-hour ratings)	STD	V/Ah	48 / 330	48 / 400	48 / 545	48 / 600	48 / 450	48 / 565	48 / 730	48 / 845	80 / 370	80 / 565
	High	V/Ah	48 / 485	48 / 485	—	48 / 730	48 / 600	48 / 600	—	—	80 / 470	—
Electric Motors	Drive	kW	7.6	7.6	7.6	10.7	10.7	10.7	10.7	10.7	11.9	11.9
	Load Handling	kW	9.5	9.5	9.5	12.2	12.2	12.2	12.2	12.2	14.4	14.4

The data in this brochure was determined based on our standard testing condition. Operating performance may vary depending on the actual specifications and condition of the vehicle, as well as the conditions of the operating area. Due to photography and printing, color of actual vehicle may vary from this brochure. Some photos have been computer-enhanced. Availability and specifications are determined by market and are subject to change without notice. Safe forklift operation is achieved by proper operator training and proper worksite rules. Please consult your Toyota representative regarding forklift selection and operator training. Please consult your Toyota representative for details.



Website



YouTube

All rights reserved by Toyota Industries Corporation.