

Towing tractor 2.0 ton

TRACTO

W-series

TWE200



Towing truck

Truck specifications					TWE200
Identification	1.2	Model			TWE200
	1.3	Drive			Electric
	1.4	Operator type			Hand
	1.5	Load capacity/rated load	Q	kg	2000
Weight	2.1	Service weight with battery		kg	190 ¹⁾
Wheels	3.1	Drive wheel			Rubber, foam filled
	3.2	Wheel size, front		mm	ø260x85
	3.3	Wheel size, rear		mm	ø200x35
	3.5	Wheels, number front/rear (x = driven wheels)			2x/1
Dimensions	4.2	Height	h_1	mm	517
	4.9	Height of tiller in drive position, min./max	h_{14}	mm	955/1120
	4.19	Overall length	l_1	mm	900
	4.21	Overall width	b_1	mm	493
Perf. data	5.1	Travel speed, with/without load		km/h	5/5
	5.7	Gradeability, with/without load ³⁾		%	
Motor	6.1	Drive motor rating		kW	0,4
	6.4	Battery voltage, nominal capacity K_5		V/Ah	24/36 ²⁾
Other	8.1	Type of drive control			Curtis
	8.4	Sound level at the driver's ear according to EN 12 053		dB(A)	70

¹⁾ Service weight incl. battery same for all type of battery options.

²⁾ Different battery options available.

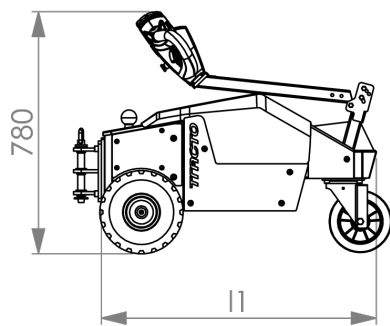
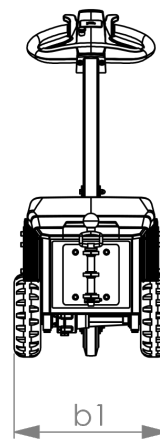
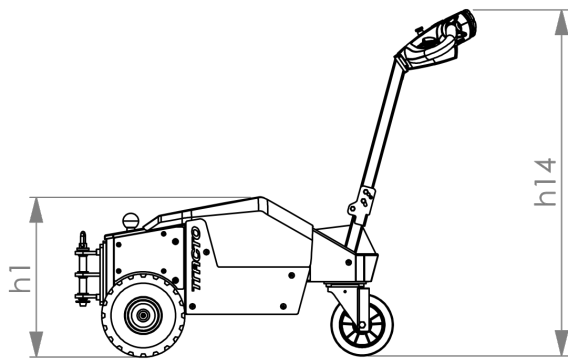
³⁾ See diagram for values.

All data are based on table configuration. Other configurations may give other values.

Truck performance and dimensions are nominal and subject to tolerances.

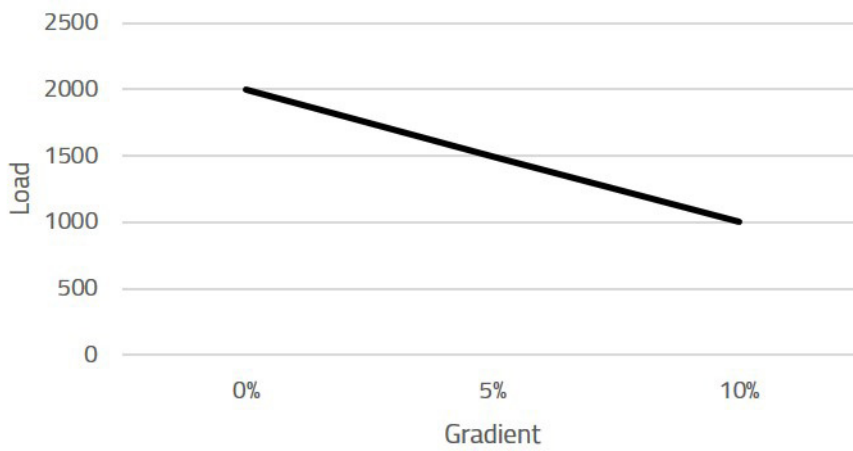
Products and specifications are subject to change without notice.

Dimensional drawings



Gradeability

Gradeability TWE200



Truck features:

- Compact and easy to manoeuvre
- Ergonomic handle
- Rubber, foam filled wheels
- Foldable steering arm
- Combination towing device/tow ball
- Pincode keypad (option)
- Li-ion batteries availability (option)
- Speed button as standard

